



This sustainably sourced, tropical hardwood is tough and strong with beautiful grain. TerraMai Water Reclaimed™ woods have been lying perfectly preserved but submerged for decades in reservoirs created by hydroelectric damming of rivers in the tropics. We are carefully removing, drying, and milling this lost and forgotten resource as an environmentally viable tropical hardwood decking and siding.

Table 1 - Approved Applications

	INTERIOR			EXTERIOR		
	Floors	Walls	Ceilings	Decking	Siding	Soffits
Application Area	Yes	Yes	Yes	Yes	Yes**	Yes**
Installation Method	<ol style="list-style-type: none"> Hidden Clips (with Hidden Clip profile) Face Screw to Joists/Trusses (with Square Edge profile) 	<ol style="list-style-type: none"> Hidden Clips* (with Hidden Clip profile) Face Screw to structural members (with Square Edge profile) 	<ol style="list-style-type: none"> Hidden Clips* (with Hidden Clip profile) Face Screw to structural members (with Square Edge profile) 	<ol style="list-style-type: none"> Hidden Clips (with Hidden Clip profile) Face Screw to Joists/Trusses (with Square Edge profile) 	<ol style="list-style-type: none"> Hidden Clips* (with Hidden Clip profile) Face Screw to structural members (with Square Edge profile) 	<ol style="list-style-type: none"> Hidden Clips* (with Hidden Clip profile) Face Screw to structural members (with Square Edge profile)

* If approved in writing by the clip manufacturer.

** There must be adequate airflow behind the decking, and fasteners spacing must not be greater than 24".



Acclimation

Wood decking must be allowed time to reach its equilibrium moisture content with the location where it will be installed. Upon receiving your material, remove the decking from the packaging and visually inspect boards for defects, including boards from the top, bottom and middle. Cross-stack the material with stickers (spacers between each layer) to allow air circulation on all sides of all boards. Stickers must be a maximum of 12" apart to prevent the decking from warping. Make sure to place in an area where there will be good air flow through the stack. The stack must be protected at all times from direct sunlight and liquid water, including irrigation systems, all forms of precipitation, and dew formation. Follow all requirements in the Siding & Decking Acclimation Guidelines that can be found at TerraMai.com/acclimation.

Custom

- Board thickness
- Board widths
- Reveal widths
- Finishes



Table 2 - Profiles

Profile	Hidden Clip	Square Edge
		
Milling	Surfaced four sides (S4S) with 5/32" height x 1/2" deep groove for clip system. Eased four edges (E4E) at 1/8" radius.	Surfaced four sides (S4S). Eased four edges (E4E) at 1/8" radius.
Width	5"	5"
Thickness	7/8"	7/8"



Wood is a natural material. Variation in color and grain pattern are to be expected. For more information or to place an order, please contact your [local TerraMai Rep.](#)

Table 3 - SKU Finish Data

	FINISH	SKU
Hidden Clip 	Unfinished	1491
	Clear Protective Sealer	1485
	Color Protecting Exterior Finish	1490
Square Edge 	Unfinished	1492
	Clear Protective Sealer	1494
	Color Protecting Exterior Finish	1493

Species	<i>Handroanthus</i>
Source	Reclaimed from reservoirs in the tropics.
Character	Very clean with an occasional pin knot
Finish*	Clear Protective Sealer or Color Protecting Exterior Finish
Thickness	7/8" (22mm)
Width	5" (127mm)
Lengths	6' - 12' (1829mm - 3658mm)
Construction	Solid
# of Backer Plies	N/A
Filler	N/A
Janka/Hardness	3,510 lbs (15.6 kN)
Moisture Content	12% - 16%
Knots	Occasional pin knots
Nail Holes	No
Saw Marks	No
Grain	Mixed Grain
Density	69 lbs/ft ³ (1,100 kg/m ³)
Packaging	Palletized

*Custom finishes available.

For more information on installation guidelines, please visit TerraMai.com and see [Decking Installation Guidelines](#).

CERTIFICATIONS

TERRAMAI Water Reclaimed™

CONTRIBUTES TO LEED® V4

EQ Credit: Low-Emitting Materials – Flooring
(1-3 Points)